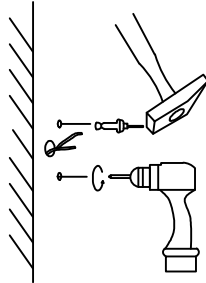
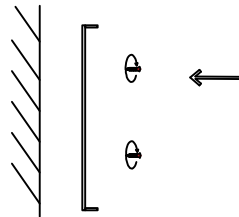


1



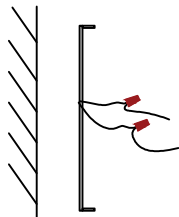
Drill holes in the wall and  
insert expansion screws

2



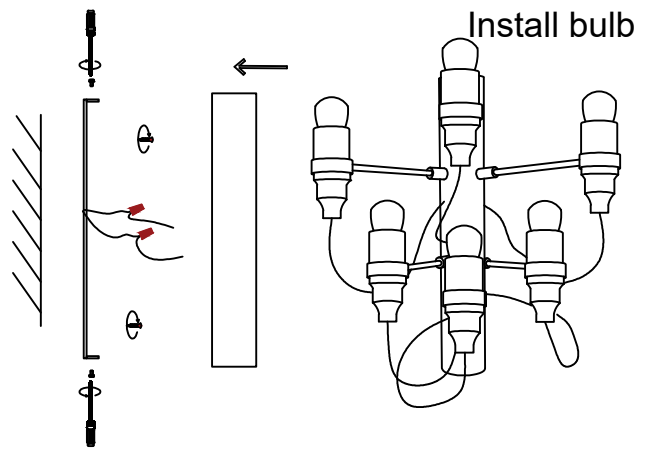
Install the hanging plate on  
the wall

3



The electric wires in the home  
connect to the light fixtures

4



Install the lamp body on the  
hanging plate

Note: Please turn off the power before installing the lamp