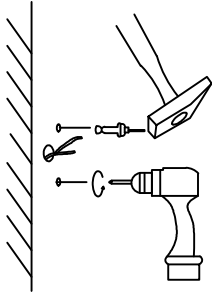
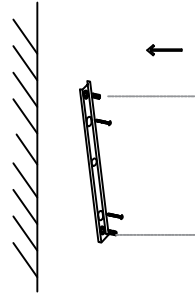


1



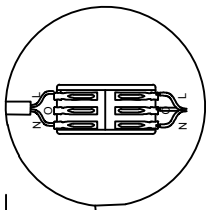
Drill holes in the wall and insert expansion screws

2

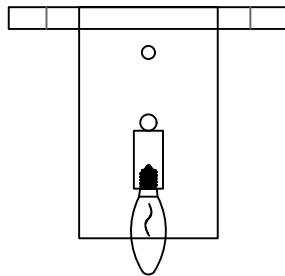
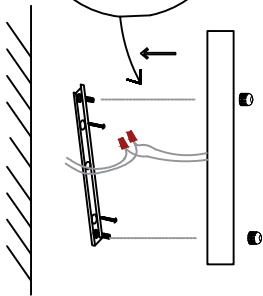


Install the hanging plate on the wall

3



The electric wires in the home connect to the light fixtures

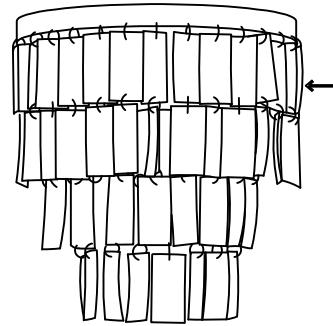


Install bulb

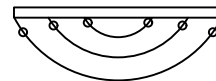
4

Install the lamp body on the hanging plate

5



Hang decorative items



Hang 2 pieces on the outer ring  
 Hang 3 pieces in the center circle  
 Hang 4 pieces in the inner ring