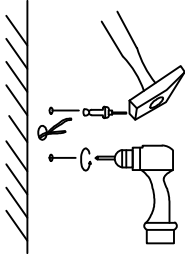
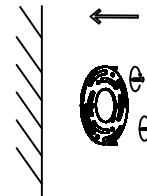


1



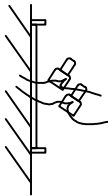
Drill holes in the wall and insert expansion screws

2



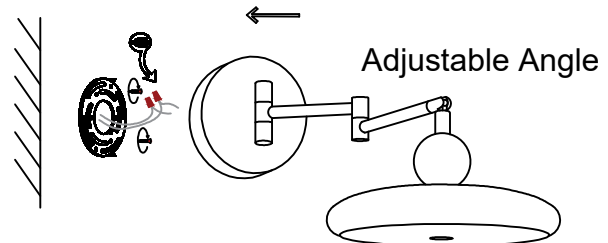
Install the hanging plate on the wall

3



The electric wires in the home connect to the light fixtures

4



Install the lamp body on the hanging plate

Note: Please turn off the power before installing the lamp