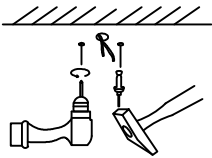



1



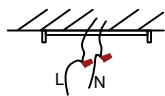
Drill holes in the ceiling and insert expansion screws

2




Install the hanging plate on the ceiling

3

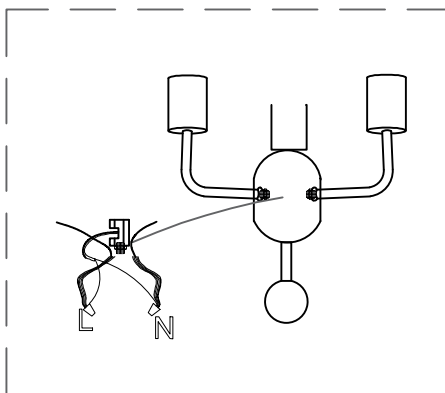


The electric wires in the home connect to the light fixtures

4



Install the lamp body on the hanging plate



2: The power cord of the lamp arm is connected to the main line, L/N