




bracket



Mulberry paper

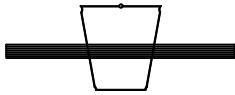


Lamp holder and wire with plug



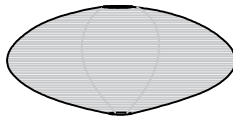
Hanger

1



Place in the bracket and slowly unroll the paper cover

2



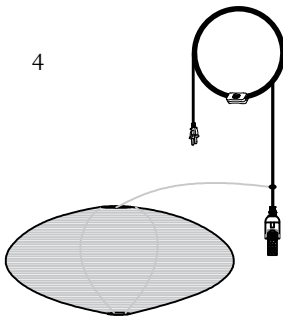
After inserting the frame the pendant should look like this.

3



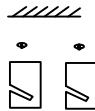
Installation of light source

4



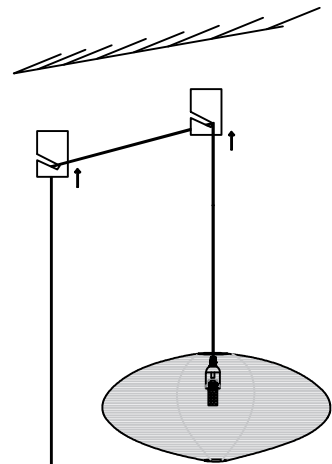
The lamp body wire is stuck in the support hole

5



The hook is attached to the ceiling

6



The lamp body is hung on two hooks