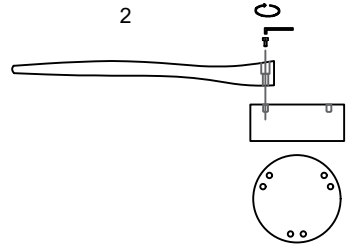
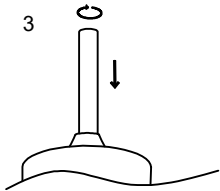


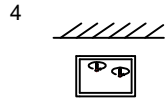
1
First, take out all the accessories



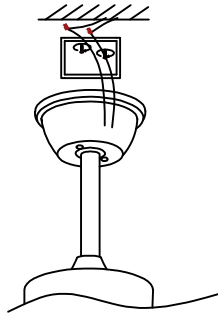
2
Lock the fan blade to the lamp body and tighten it



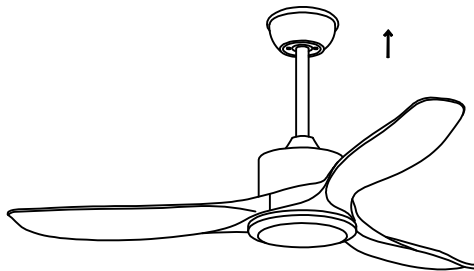
3
Install the fan light boom



4
Install the hanging plate on the ceiling



5
The electric wires in the home connect to the light fixtures



6
Install the lamp body on the hanging plate

1:Align the blade screw through blade holder ring and blade with motor assembly's hole,tighten 2screws halfway,after install all 3blades then tighen 6 screws firmly
2:Screw the bottom cover into the motor shaft

