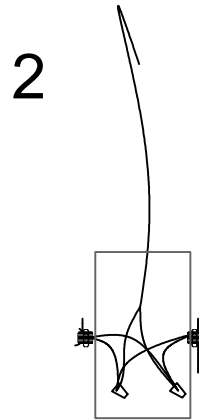
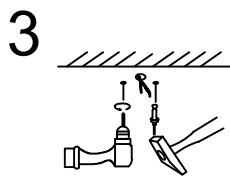


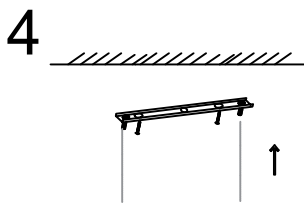
The lamp arm is connected to the center post by screws



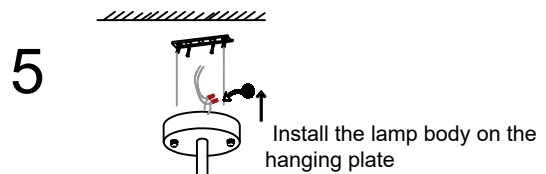
The lamp arm wire is connected to the main line (Lines of the same color are joined together)



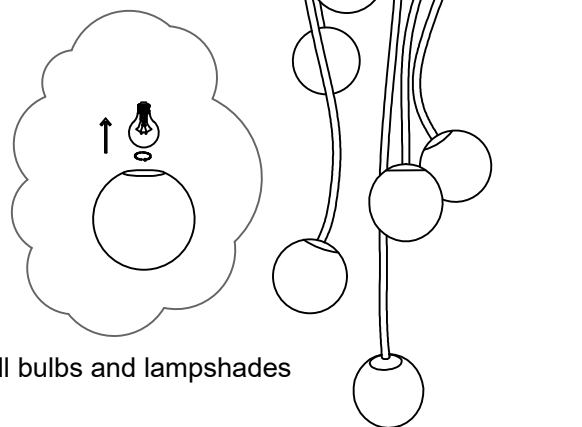
Drill holes in the ceiling and insert expansion screws



Install the hanging plate on the ceiling



Install the lamp body on the hanging plate



Install bulbs and lampshades

Note: Please turn off the power before installing the lamp