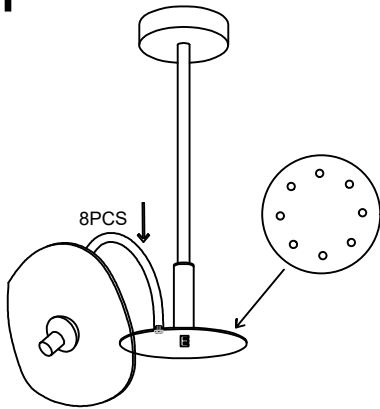



1



Drill holes in the ceiling and insert expansion screws

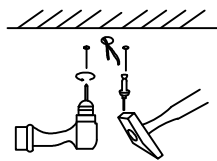
2



install the base

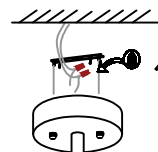
The lamp arm wire is connected to the main line (Lines of the same color are joined together)

3



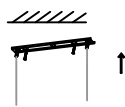
Drill holes in the ceiling and insert expansion screws

5

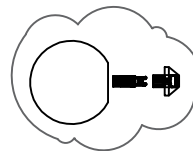
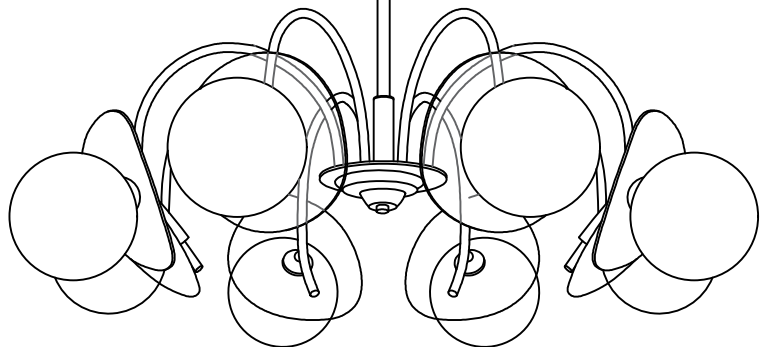


Install the lamp body on the hanging plate

4



Install the hanging plate on the ceiling



Install bulbs and lampshades

Note: Please turn off the power before installing the lamp