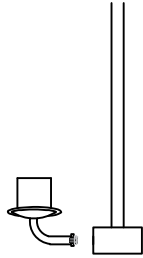
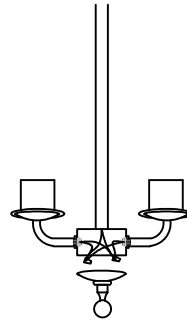


1



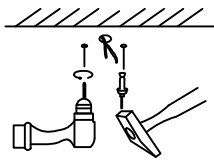
The lamp arm is connected to the center post by screws

2



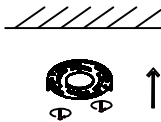
The lamp arm wire is connected to the main line(Lines of the same color are joined together)

3



Drill holes in the ceiling and insert expansion screws

4



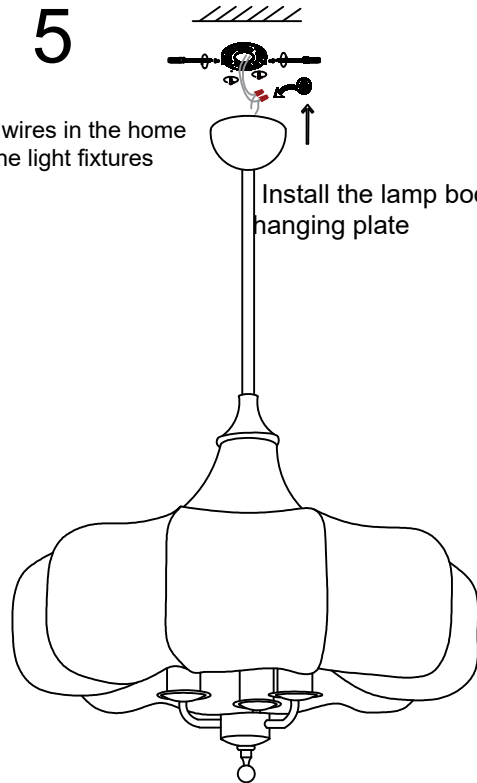
Install the hanging plate on the ceiling

5



The electric wires in the home connect to the light fixtures

Install the lamp body on the hanging plate



Install bulb and lampshade