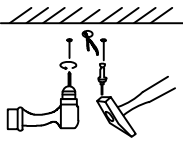
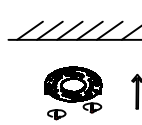


1



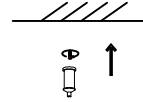
Drill holes in the ceiling and insert expansion screws

2



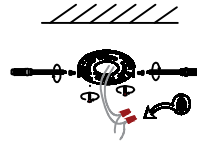
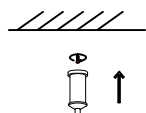
Install the hanging plate on the ceiling

3

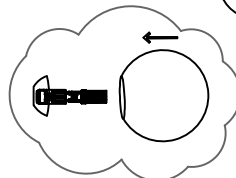
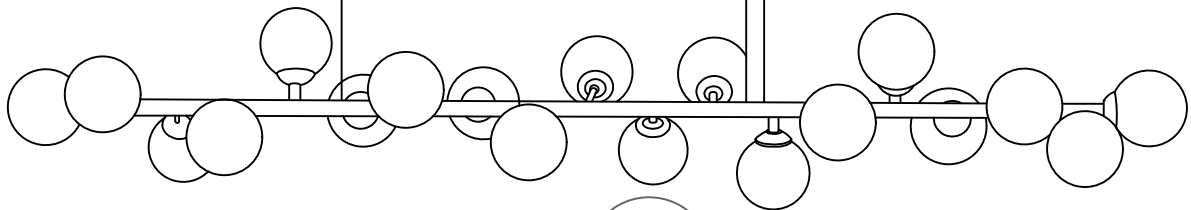


After confirming the distance, install a small ceiling on the other side of the ceiling

4



Install the lamp body on the hanging plate



Install bulbs and lampshades

Note: Please turn off the power before installing the lamp