
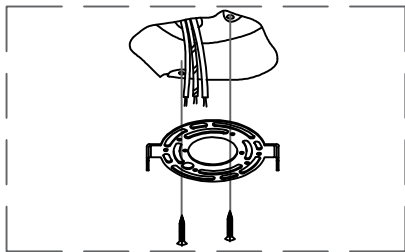


1 Use screws to lock the lamp arm onto the lamp body

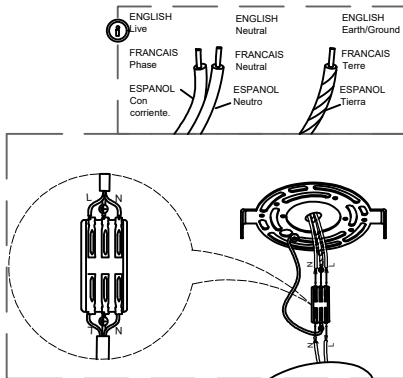


2 The main line is connected to the wires of the same color

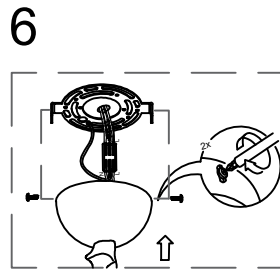


4 Fasten the hanging board to the ceiling with screws

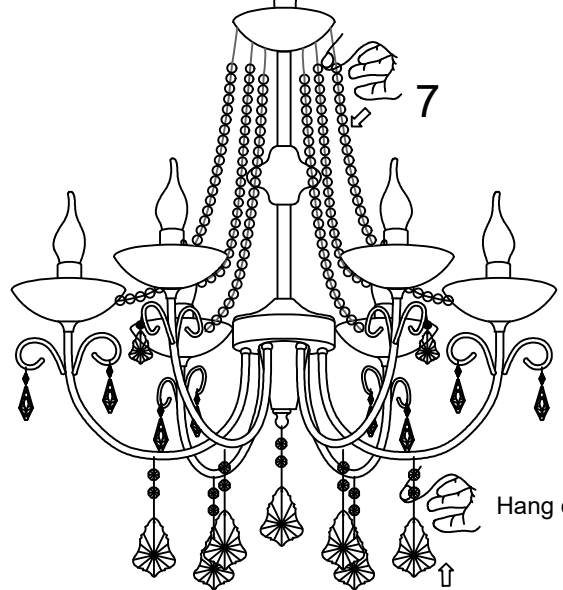
3 After the wires are connected, assemble the lamp body



5 The wires in the home are connected to the wires in the lamps through the wire terminals



6 The side screws fix the lamp body to the ceiling plate



8 Hang crystals

