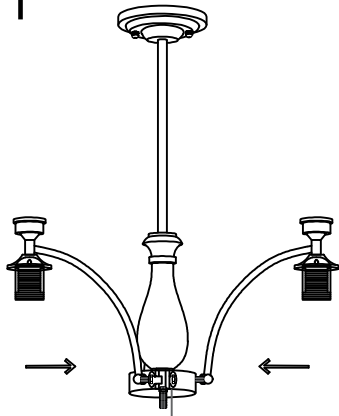
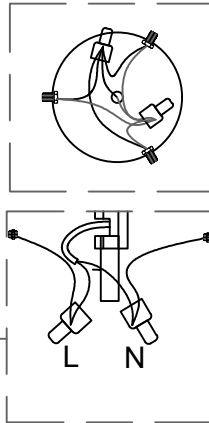


1



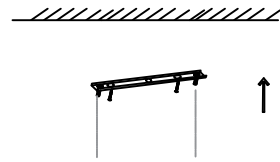
Lock the lamp arm on the column in the lamp body with screws

2




The lines of the same color are connected together and then connected with two lines that are respectively connected with the main line

4



Install the hanging plate on the ceiling

3

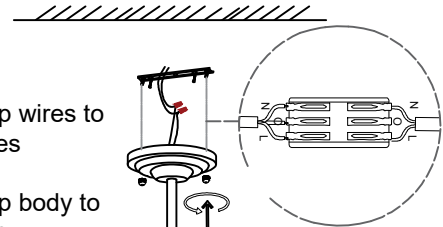


Install the bottom bracket

5

Connect the lamp wires to the reserved wires

Connect the lamp body to the hanging plate



6

Install bulb and lampshade

