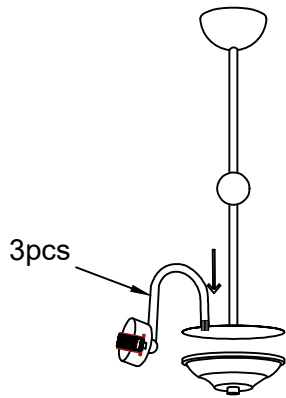
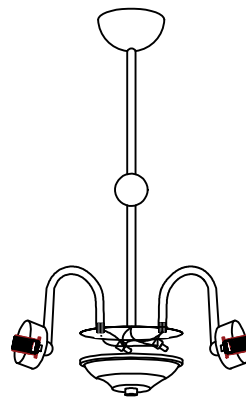


1



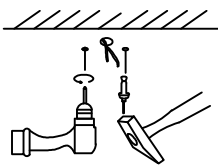
Mounting lamp body: the lamp arm is connected to the center post by screws

2

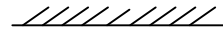


The lamp arm wire is connected to the main line

3



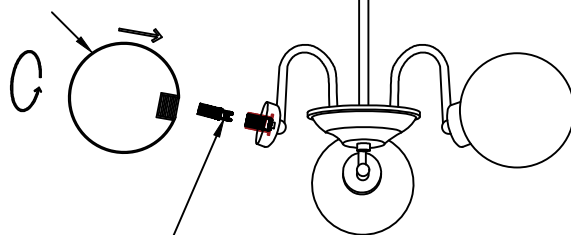
Drill holes in the ceiling and insert expansion screws



4

Install the hanging plate on the ceiling

3x lampshade



3x bulb

Install bulbs and lampshades