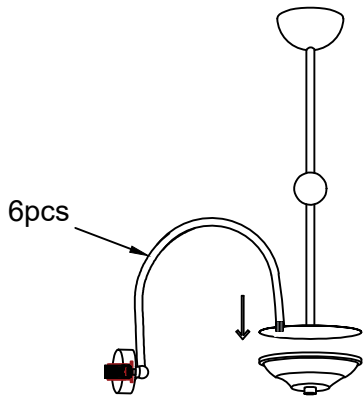
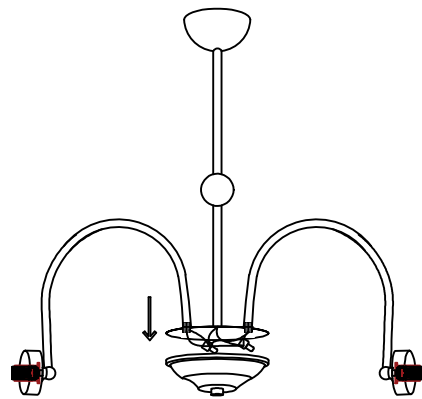


1



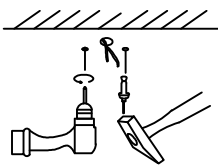
Mounting lamp body: the lamp arm is connected to the center post by screws

2

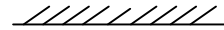


The lamp arm wire is connected to the main line

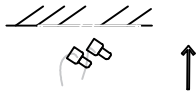
3



Drill holes in the ceiling and insert expansion screws



4



Install the hanging plate on the ceiling

6x lampshade



6x bulb

Install bulbs and lampshades

