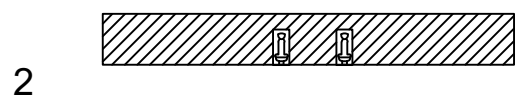


Drill holes in the ceiling and insert expansion screws



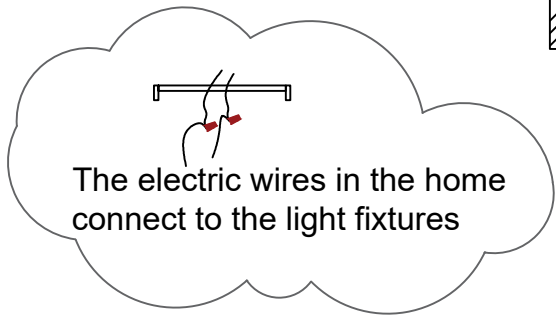
Install the hanging plate on the ceiling

3

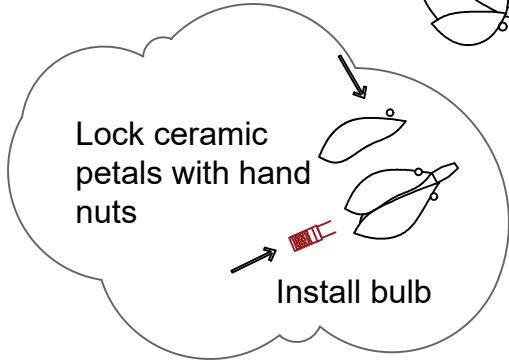


Install the lamp body on the hanging plate

The suspension line can be adjusted



The electric wires in the home connect to the light fixtures



Lock ceramic petals with hand nuts

Install bulb

Note: Please turn off the power before installing the lamp