


1



2



Remove the hanging process

3

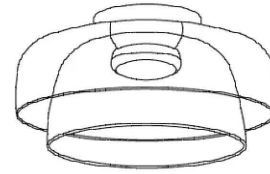


Remove the hanging board

4



Apply the light socket



5




Remove the light socket


6



Remove all gaskets and retaining rings



7




Insert the hanging board


8



Insert the gasket and retaining ring

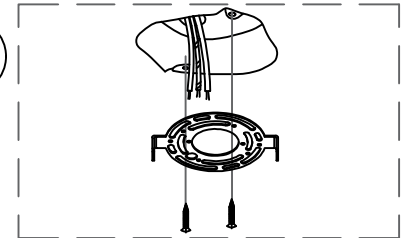


9



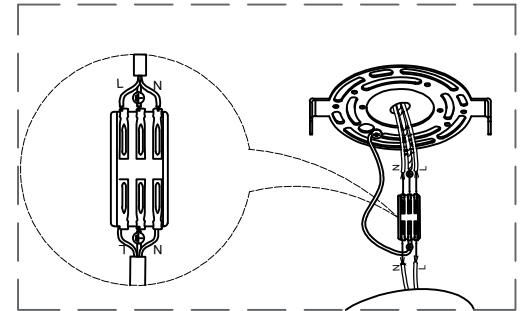
Insert the lamp shade

14



Fasten the hanging board to the ceiling with screws

15



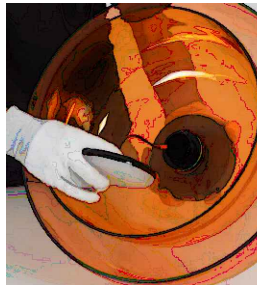
The wires in the home are connected to the wires in the lamps through the wire terminals

10



Add gasket and secure with retaining ring

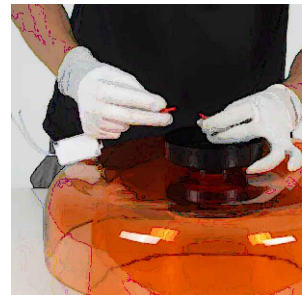
11



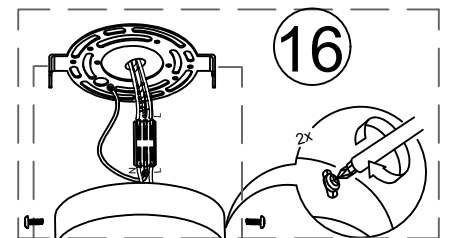
12



13



16



The side screws fix the lamp body to the ceiling plate