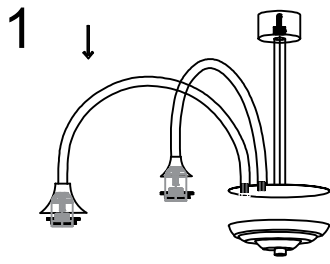
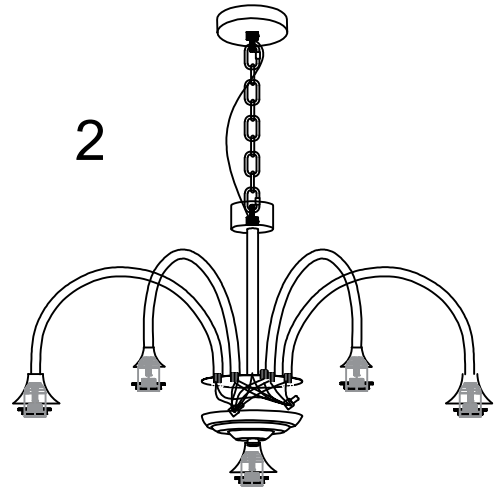


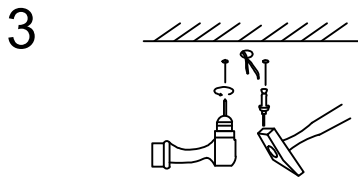
Tulip Matcha Chandelier-5



1
Mounting lamp body: the lamp arm is connected to the center post by screws



2
The lamp arm wire is connected to the main line




3
Drill holes in the ceiling and insert expansion screws



4
Install the hanging plate on the ceiling



5
The electric wires in the home connect to the light fixtures



6
5x lampshade

5x bulb

Install bulbs and lampshades