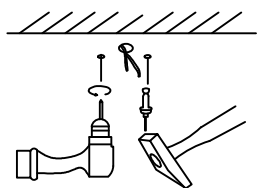
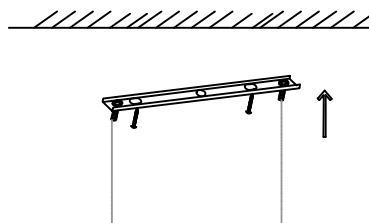


1




Drill holes in the ceiling and insert expansion screws

2



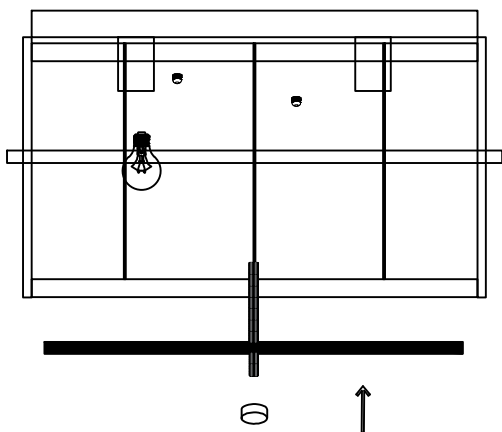
Install the hanging plate on the ceiling

3



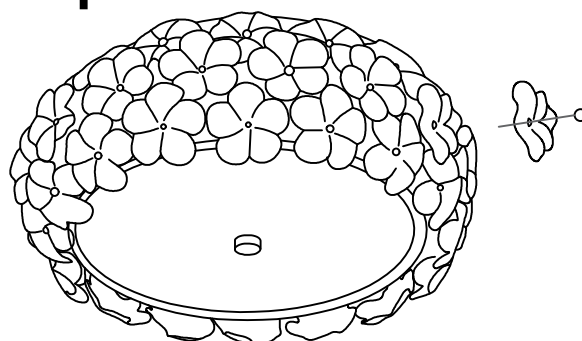
The electric wires in the home connect to the light fixtures

Install the lamp body on the hanging plate



Install glass and light source

4



Lock ceramic flowers with handmade nuts

Note: Please turn off the power before installing the lamp