
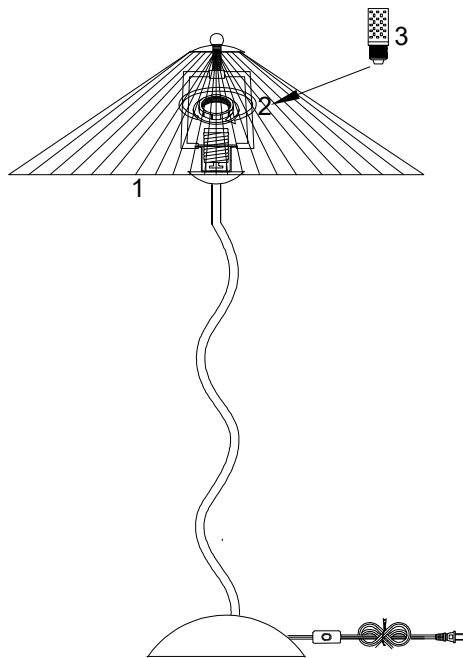



1:Assembly of lampshade

2:Tighten the lampshade with a ring


3:Installing bulb




1. Assembly parts




2. Select the side with the hole



3. Stuffing bracket



4. Press down on the support to unroll the lampshade



5. Hold down the support and lift the lampshade towards the support