

1:Installing light arm

2:The power cord of the lamp arm is connected to the main line, L/N

3:Assembly of lamp body

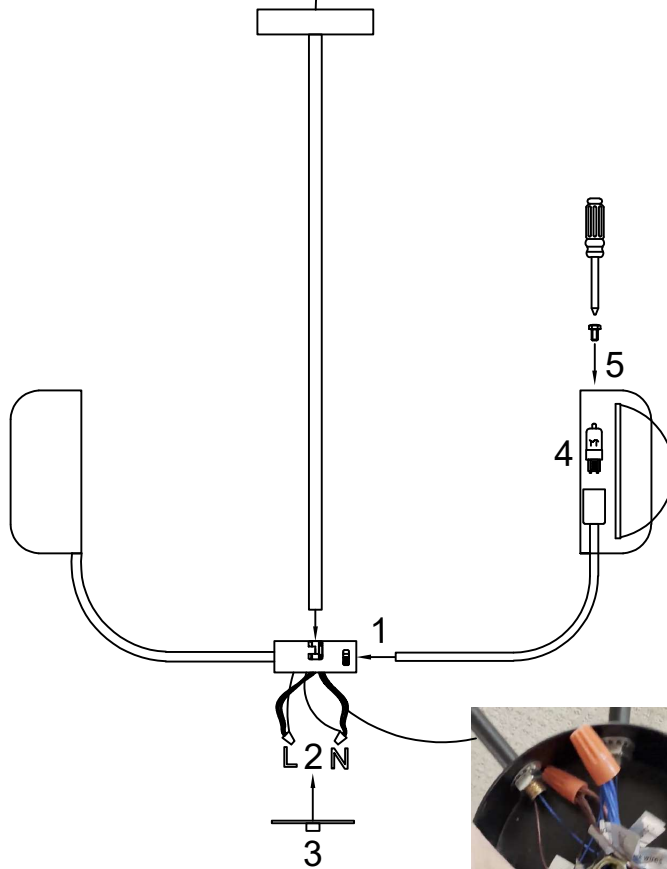
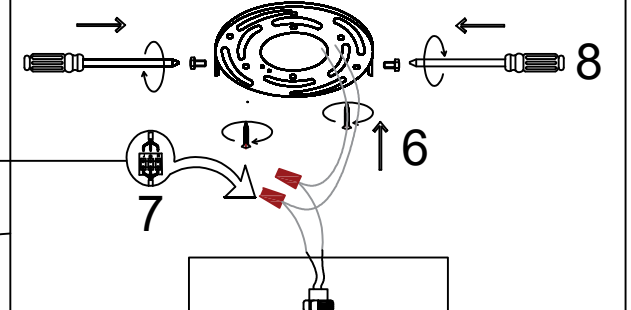
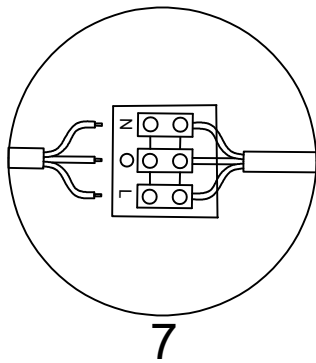
4:Installing bulb

5:Fix the lampshade from the top with screws

6:Fix the hanging board to the ceiling

7:Connect the lamp wires to the reserved wires

8:Fix the ceiling tray and hanging board from the side



1:Installing light arm

2:The power cord of the lamp arm is connected to the main line, L/N

3:Assembly of lamp body

4:Installing bulb

5:Fix the lampshade from the top with screws

6:Fix the hanging board to the ceiling

7:Connect the lamp wires to the reserved wires

8:Fix the ceiling tray and hanging board from the side

