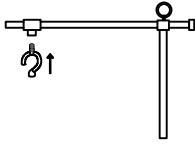
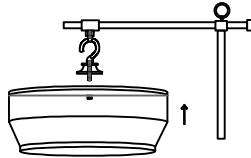


1



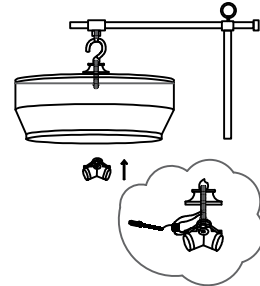
Install lamp body 1

2



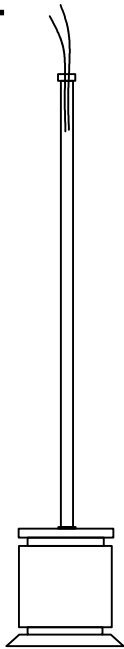
Install lampshade

3



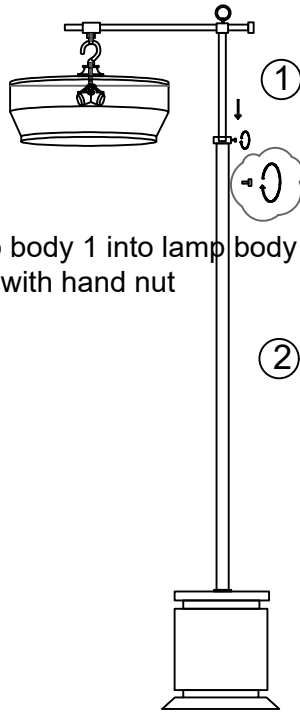
Install the three-pronged lamp holder and connect the wire with the terminal

4



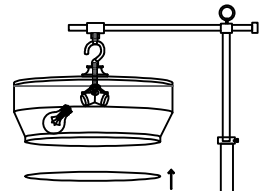
The wire is first inserted into the 2-part lamp body

5

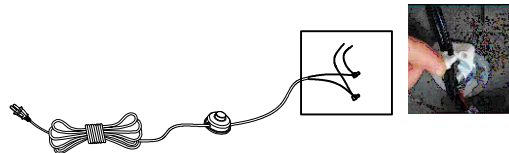


Insert lamp body 1 into lamp body 2 and lock with hand nut

6



Install light source and insert acrylic



The lamp body wire and plug wire are connected inside the base

